



lumini Solucoes em Iluminacao LTDA  
www.lumini.com.br  
Email:laboratorio@lumini.com.br  
Tel:+55 11 3437-5555 Fax:+55 11 3437-5555  
Address:Rua Ferreira Viana, 716 - Socorro - São Paulo/SP

---

## lumini

---

LumCAT:

Luminaire: mini track diffuse 60 18W 30K

LampCAT: led line 15Wm 30K irc 90 12V

Ballast type:

Report No:

Voltage(V): 221.0000

Test No:

Current(A): 0.1230

Number of Lamps: 1

Power (W): 26.3000

Lamp flux(lm): 1675.0

PF: 0.9500

Length(mm): 30

Width(mm): 600

Phm Type: C

Height(mm): 0

---

## Photometric Results

---

Lumens(lm): 696.94, Efficiency(%): 41.61% , Luminous Efficacy(lm/W): 26.50

Central intensity(cd): 237.145, Maximum intensity(cd): 239.383

Angle of maximum intensity:  $C=270.0$   $\gamma=2.5$

Beam angle of C270 plane : 110.89

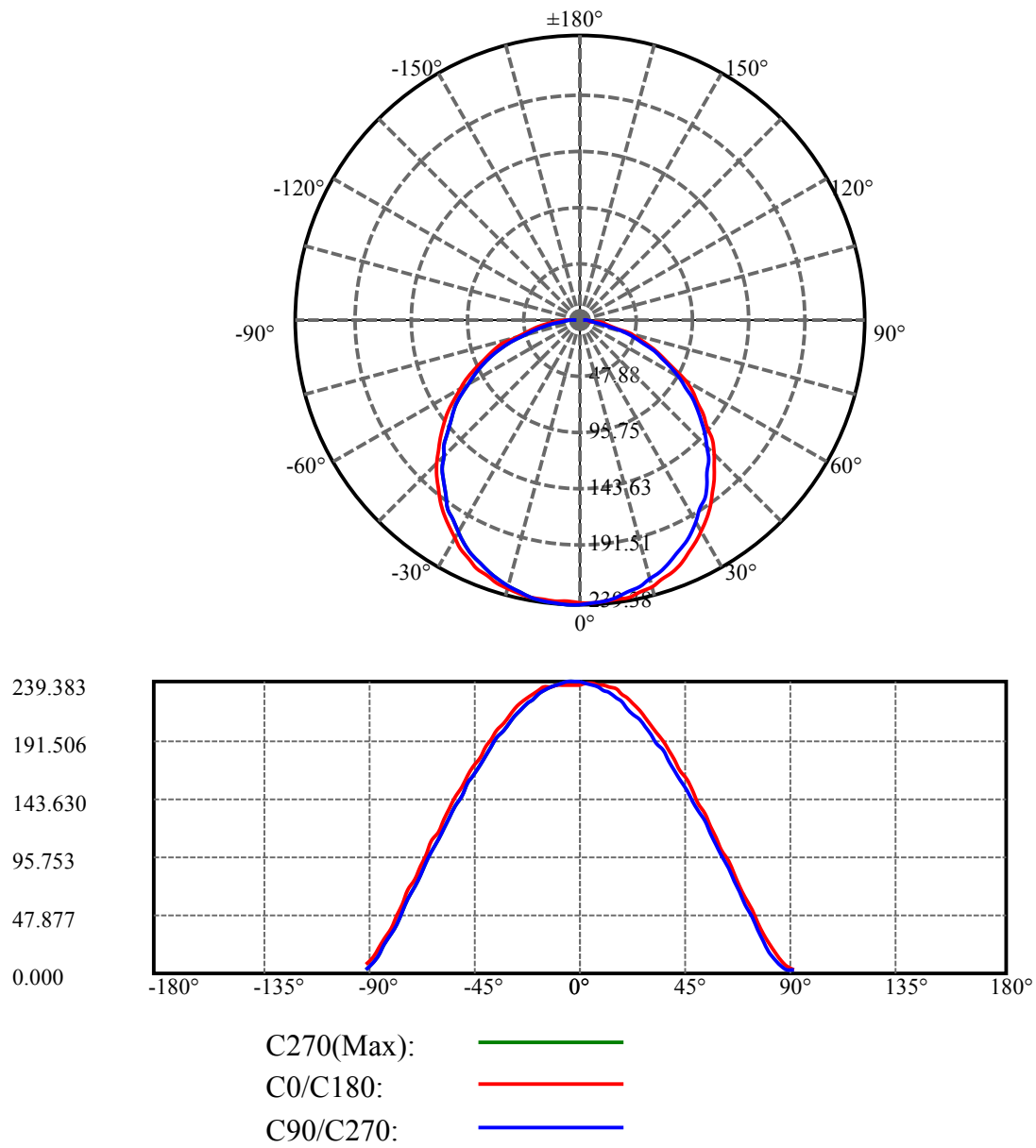
Aveage BeamAngle(IEC 61341):114.08

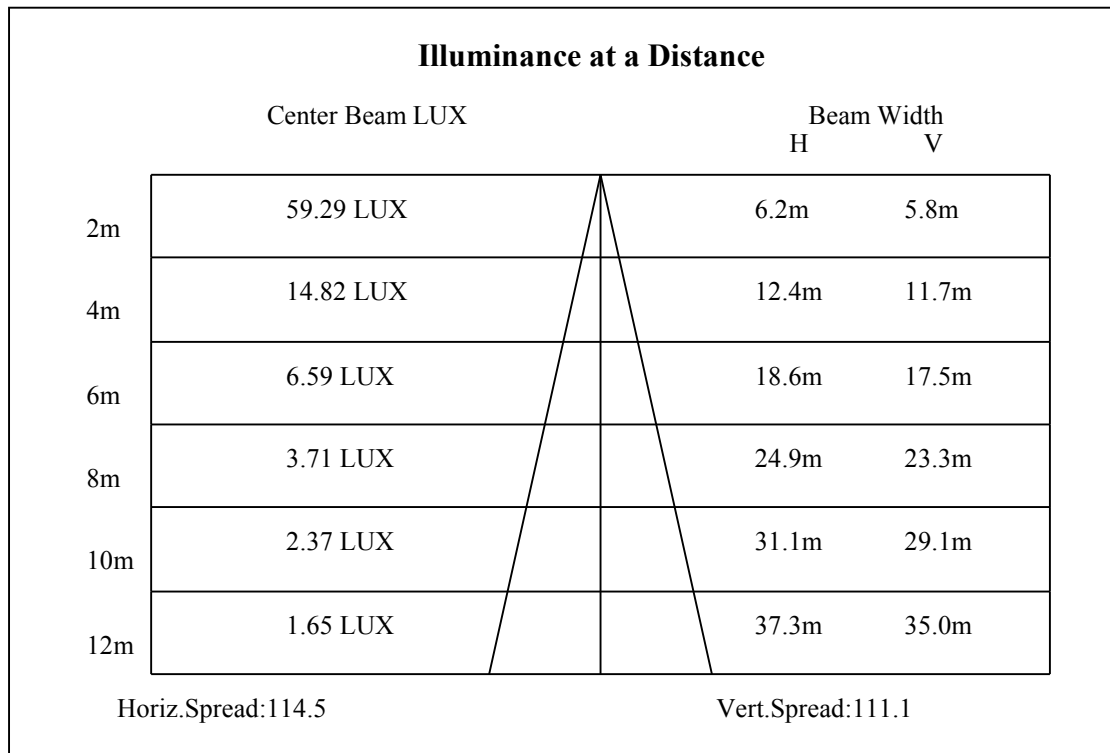
---

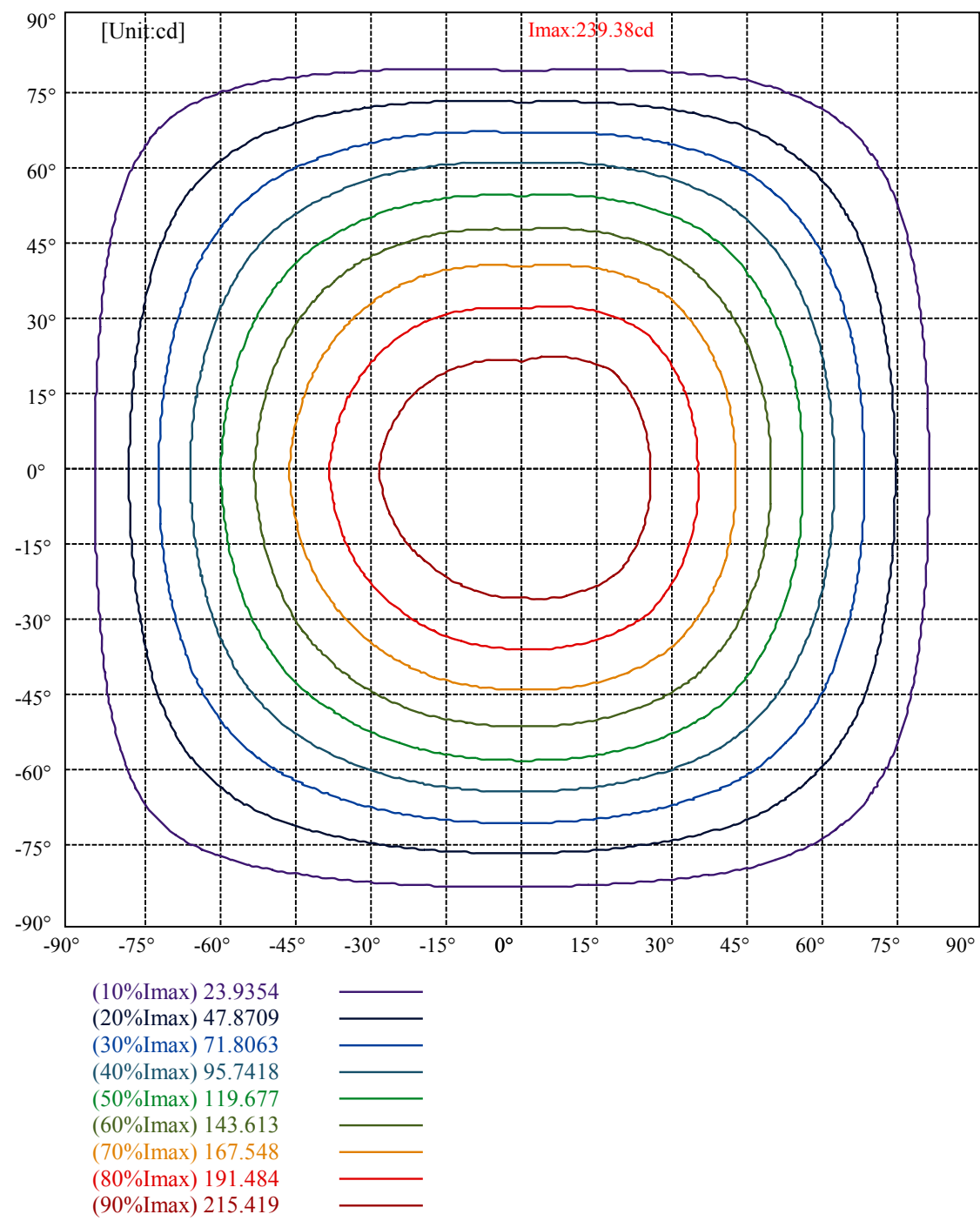
Equipment:  
Temperature(°C):

Date: 6/3/2024  
Humidity(%): %

Operator:







Equipment:  
Temperature(°C):

Date: 6/3/2024  
Humidity(%): %

Operator:

Luminance Table

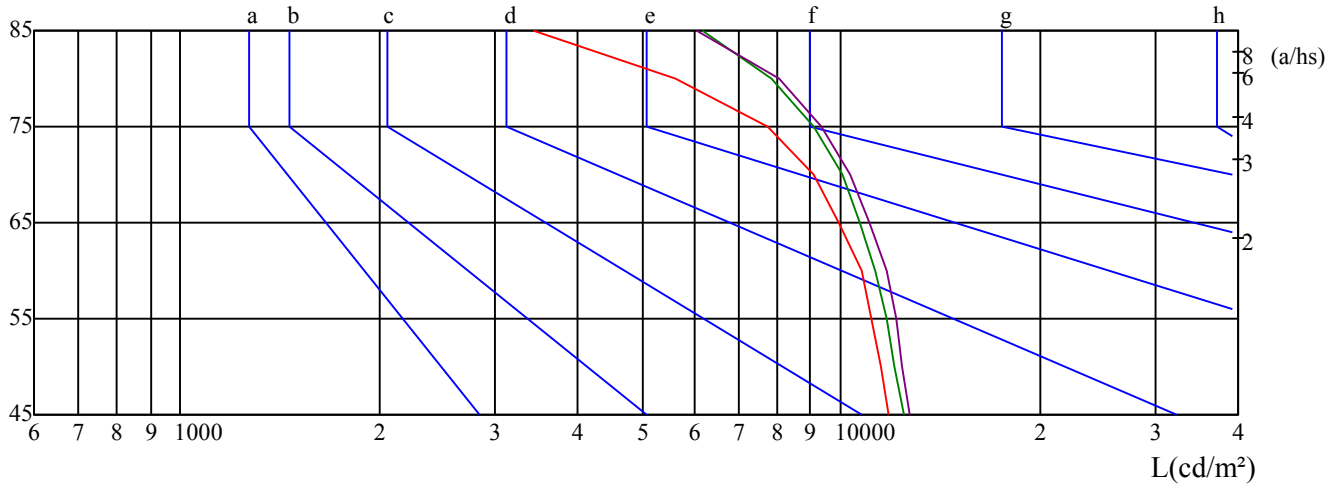
$\gamma$	45	50	55	60	65	70	75	80	85
C0	12456	12069	11731	11294	10696	10092	9095	7875	6161
C45	12707	12373	12142	11739	11028	10340	9320	8058	6070
C90	11831	11526	11109	10728	9939	9110	7777	5605	3429

L(Hor)(65)	L(Ver)(65)	L45(65)	L(Hor)(75)	L(Ver)(75)	L45(75)	L(Hor)(85)	L(Ver)(85)	L45(85)
11713	10893	11521	10608	9356	10168	9863	6631	8103

Glare Table

Glare	Quality	Service Values Illuminance(lx)							
1.15	A	2000	1000	500	$\leq 300$				
1.5	B		2000	1000	500	$\leq 300$			
1.85	C			2000	1000	500	$\leq 300$		
2.2	D				2000	1000	500	$\leq 300$	
2.55	E					2000	1000	500	$\leq 300$
		a	b	c	d	e	f	g	h

Luminance Limiting Curve

 $\gamma(^{\circ})$ 

C0 ———

C45 ———

C90 ———

Equipment:  
Temperature( $^{\circ}$ C):

Date: 6/3/2024  
Humidity(%): %

Operator:

Illumination assessment according UGR											
Rf of Ceiling	70	70	50	50	30	70	70	50	50	30	
Rf of Wall	50	30	50	30	30	50	30	50	30	30	
Rf of Floor	20	20	20	20	20	20	20	20	20	20	
Room dimensions		Viewed crosswise					Viewed endwise				
X	Y										
2H	2H	20.95	22.60	21.31	22.91	23.23	20.74	22.39	21.10	22.70	23.01
	3H	22.55	24.05	22.93	24.38	24.72	22.25	23.75	22.63	24.09	24.43
	4H	23.13	24.54	23.52	24.89	25.25	22.76	24.17	23.15	24.52	24.88
	6H	23.55	24.87	23.96	25.23	25.62	23.06	24.38	23.47	24.74	25.13
	8H	23.65	24.92	24.06	25.29	25.69	23.09	24.36	23.50	24.73	25.13
	12H	23.70	24.92	24.11	25.30	25.71	23.09	24.30	23.50	24.69	25.09
4H	2H	21.67	23.08	22.06	23.43	23.79	21.50	22.91	21.89	23.26	23.62
	3H	23.41	24.62	23.83	25.00	25.41	23.17	24.37	23.58	24.76	25.16
	4H	24.16	25.23	24.59	25.64	26.08	23.83	24.91	24.26	25.32	25.75
	6H	24.65	25.61	25.11	26.04	26.48	24.20	25.15	24.65	25.59	26.03
	8H	24.82	25.71	25.29	26.15	26.61	24.28	25.18	24.75	25.62	26.08
	12H	24.92	25.76	25.40	26.19	26.69	24.32	25.16	24.80	25.59	26.09
8H	4H	24.42	25.31	24.88	25.75	26.21	24.13	25.02	24.59	25.46	25.92
	6H	25.03	25.78	25.51	26.24	26.73	24.60	25.35	25.09	25.81	26.31
	8H	25.30	25.96	25.81	26.47	26.95	24.79	25.45	25.30	25.95	26.44
	12H	25.46	26.02	25.98	26.53	27.03	24.86	25.42	25.38	25.93	26.43
12H	4H	24.43	25.27	24.91	25.70	26.20	24.15	24.99	24.63	25.42	25.92
	6H	25.12	25.78	25.63	26.28	26.77	24.71	25.37	25.22	25.87	26.36
	8H	25.38	25.94	25.90	26.45	26.95	24.89	25.44	25.40	25.95	26.46
Variation with the observer position at spacings:											
S = 1.0H		0.3/-0.5					0.3/-0.6				
S = 1.5H		0.6/-0.7					0.6/-0.7				
S = 2.0H		0.9/-0.9					0.8/-0.8				
Standard tables:		BK3					BK3				
Uncorrected UGR		6.2					6.6				

依据CIE Publ. 117 计算 UGR, S/H = 0.25